

# **2018-19 Annual Report on Assessment**

**Hope Fagerland, Director of Special Education, Technology and Assessment**

**Wendy Webster, Director of Community Services and Communications**



# Our Mission and Vision

## **Mission**

*We Educate, Prepare, and Inspire a Community of lifelong learners in our small, caring environment.*

## **Vision**


We are committed to the success of all learners. We will engage, inspire, challenge, and support each learner through innovation and collaboration.

# Objectives



- **Provide an annual report on Achievement and Integration, ADSIS, Title I, Title III, and World's Best Workforce goals**
- **Share the Northstar Accountability results**

# Achievement and Integration



- ***Purpose of Achievement and Integration is to:***
  - Pursue racial and economic integration
  - Increase student achievement
  - Create equitable educational opportunities
  - Reduce academic disparities based on students' diverse racial, ethnic, and economic backgrounds

# Achievement and Integration

## ***Implementation (Classroom) :***

- **Wilshire Park:**
  - Student Advocate - meet with students to provide behavior and academic support.
  - Parent Advocate - help create a school-based equity team with parents. Develop direct teaching lessons on equity for classrooms.
- **St. Anthony Middle School** - Co-Teaching - 8th grade Science
- **St. Anthony Village High School** - Co-Teaching - Algebra

# Achievement and Integration

## ***Implementation (Staff Development):***

- **Data Coaching:**
  - Wilshire Park: Language Arts K-5
  - English Language: K-12
  - St. Anthony Middle: Math, Language Arts, Social Studies, Science
- **3 Equity Coaches:** PK-5 and 6-12

# Achievement and Integration

## *Implementation (Integration):*

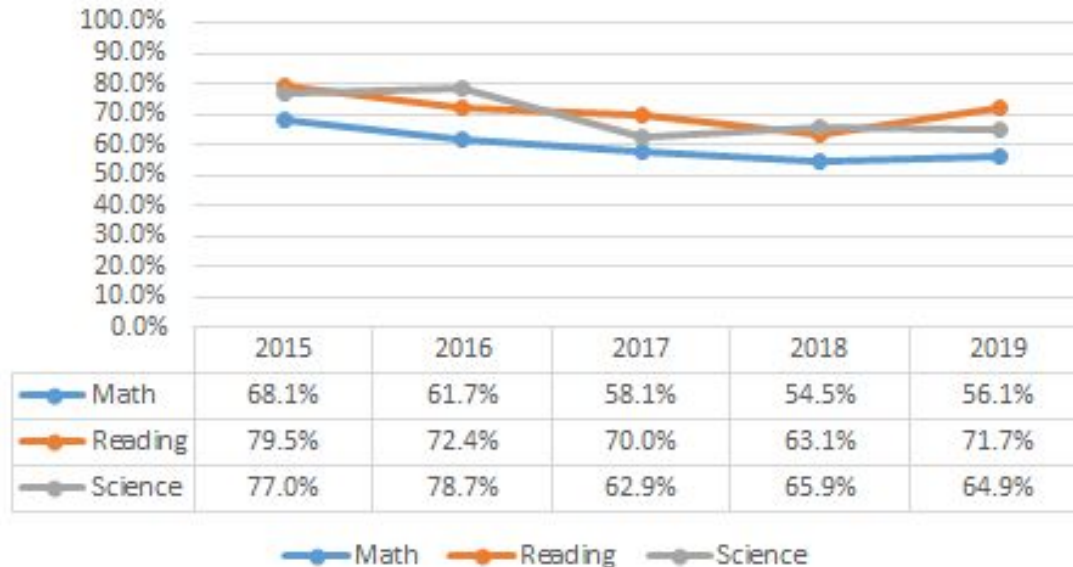
- **Summer Seminar**
  - Summer Boost Program with Columbia Heights
    - Writing
    - Math
- **Fifth Year**



# SAVHS Goal 1

- Increase by 10% the proficiency of students as measured by Reading, Math, and Science MCA by June, 2020

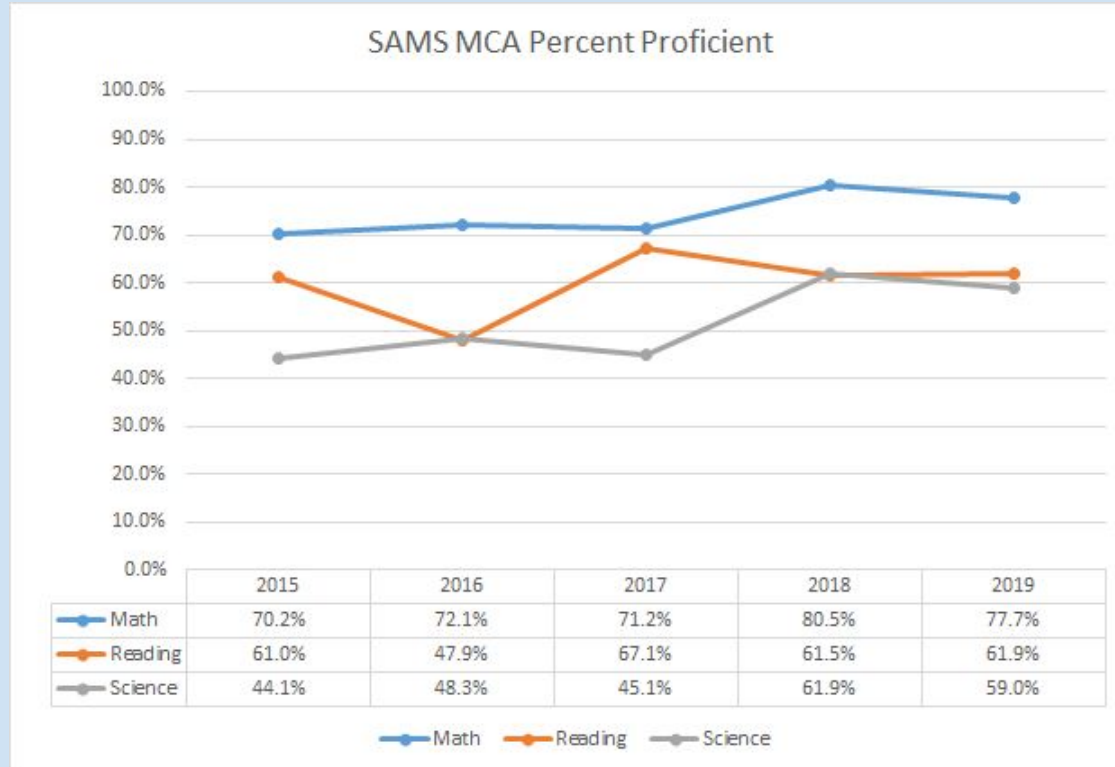
SAVHS MCA Percent Proficient



**SAVHS Goal:**  
In progress

# SAMS Goal 1 (cont)

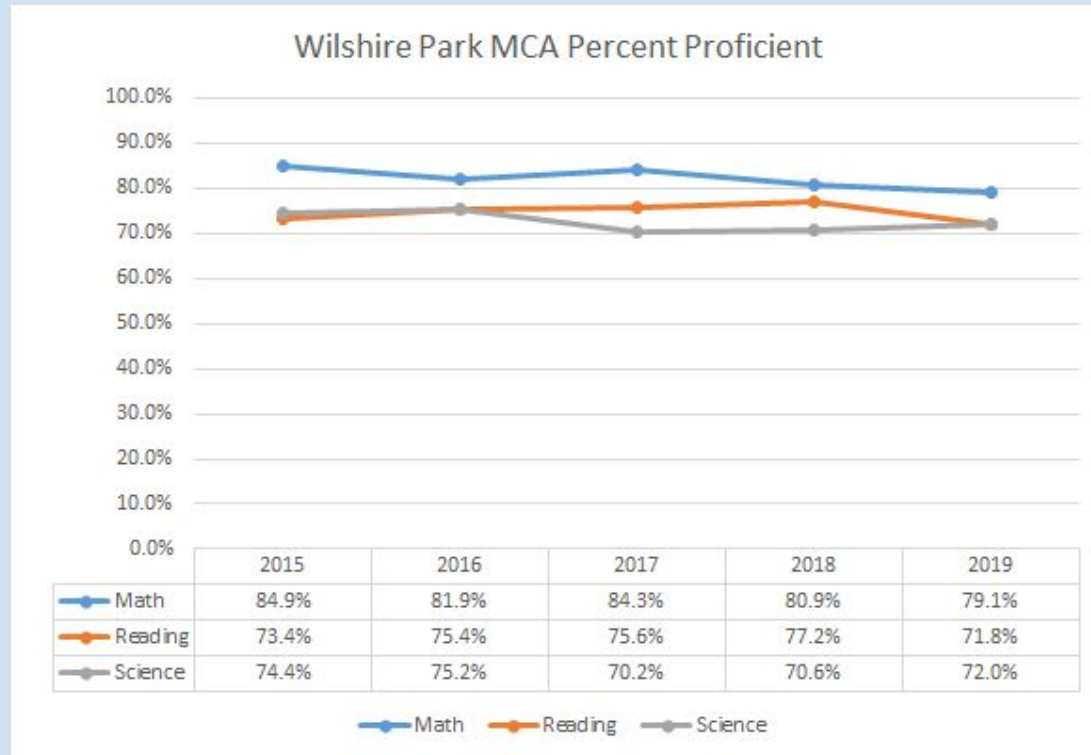
- Increase by 10% the proficiency of students as measured by Reading, Math, and Science MCA by June, 2020



**SAMS Goal:**  
In progress

# Wilshire Park Goal 1 (cont)

- Increase by 10% the proficiency of students as measured by Reading, Math, and Science MCA by June, 2020

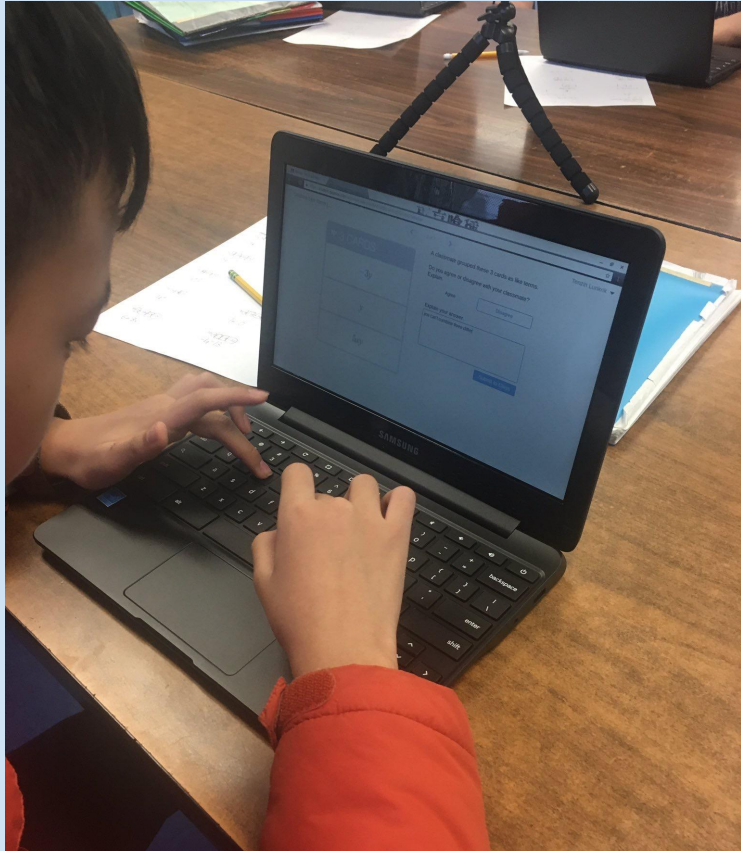


**Wilshire Park**  
**Goal: In Progress**

## Goal 2

- Increase by 15% the engagement of students of color as measured by student report card grades and by student engagement surveys by June 2020.
  - ▷ 12 students attended Writing summer seminar
  - ▷ 10 students attended Math summer seminar
- **Goal:** Not met. Students maintained similar grades moving from 8th grade to 9th grade.

# ADSIS



- **Alternative Delivery of Specialized Instructional Services (ADSIS)** is an application process for districts and charter schools to apply for ***state special education aid***.
- The purpose of ADSIS is to provide instruction to assist students who need additional academic or behavioral support ***to succeed in the general education environment***. The ***goal is to reduce the number of inappropriate referrals to special education by providing supports early to struggling students***.

# ADSIS Reading Program at SANB

Grade Level	Universal Screen	Progress Monitoring	Program
1-5	AIMSWeb	AIMSWeb	Leveled Literacy
6	NWEA	AIMSWeb	Read 180 Co-Teaching
7-8	NWEA	AIMSWeb	Co-Teaching

# ADSIS Math Program at SANB

Grade Level	Universal Screen	Progress Monitoring	Program
1-3	AIMSWeb	AIMSWeb	Double Math
4-5	AIMSWeb	AIMSWeb	Double Math
6-8	NWEA	AIMSWeb	Double Math

# ADSIS Behavior Program at SANB

Grade Level	Universal Screen	Progress Monitoring	Program
1-5	BESS	BESS Review ODRs Nurse Visits Attendance	Check-in/ Check-out
6-8	BESS		



# WP and SAMS have goals in the areas of:

- Reading
- Math
- Behavior (Wilshire Park only)



**Year 2 of 2**

## Special Education - WP

- *The number of students referred for a special education evaluation in grades 1-5 at Wilshire Park Elementary School will stay the same from **10** students by end of state year 2017-2018 to **10** students by end of 2018-2019 state year.*
- Goal Met (7)

## Special Education - SAMS

- *The number of students referred for a special education evaluation in grades 6-8 at St. Anthony Middle School will stay the same from **2** students by end of state year 2017-2018 to **2** students by end of 2018-2019 state year.*
- Goal Not Met (7)

## Reading - Wilshire Park

- *The percentage of ADSIS students in grades 1-5 at Wilshire Park Elementary School who meet or exceed their fall to spring RIT score growth project will increase from **70%** in 2017-2018 to **71%** in 2018-2019 as measured by the NWEA-MAP reading assessment.*
- *Goal: Not Met 54%*

## Reading - SAMS

- *The percentage of ADSIS students in grades 6-8 at St. Anthony Middle School School who meet or exceed their fall to spring RIT score growth project will increase from **57%** in 2017-2018 to **65%** in 2018-2019 as measured by the NWEA-MAP reading assessment.*
- *Goal: Not Met (61%)*

## Math - Wilshire Park

- *The percentage of ADSIS students in grades 1-5 at Wilshire Park Elementary School who meet or exceed their fall to spring RIT score growth project will increase from **71%** in 2017-2018 to **72%** in 2018-2019 as measured by the NWEA-MAP math assessment.*
- *Goal Not Met (70%)*

## Math - SAMS

- *The percentage of ADSIS students in grades 6-8 at St. Anthony Middle School who meet or exceed their fall to spring RIT score growth project will increase from **79%** in 2017-2018 to **80%** in 2018-2019 as measured by the NWEA-MAP math assessment*
- *Goal Not Met (60%)*

## Behavior - Wilshire Park

- *There will be a 10% decrease in the following three areas from 2017-2018 to 2018-2019 (percent change listed after each area):*  
**chronically absent** (from 35 students to 32), **office discipline referrals** (from 61 students to 55 students), and average number of **nurse visits** (from an average of 5.4 visits per student to 5 visits per student).
- *Goal Partially Met*
  - *Chronically Absent: 30 students*
  - *ODR: 52 students*
  - *Nurse: 6.4 visits per student*

# Title I



- Title I, provides financial assistance to schools with high numbers or percentages of children from low-income families, in order to assist schools in ensuring that all children meet challenging academic standards.

- Students in grades 3, 4, and 5 will improve reading proficiency from 72% to 74% proficiency according the MCA 2019-2020 test.
  - ▷ 78% - Spring 2018
  - ▷ 73% - Spring 2019

**Goal:** Not met



# Title III

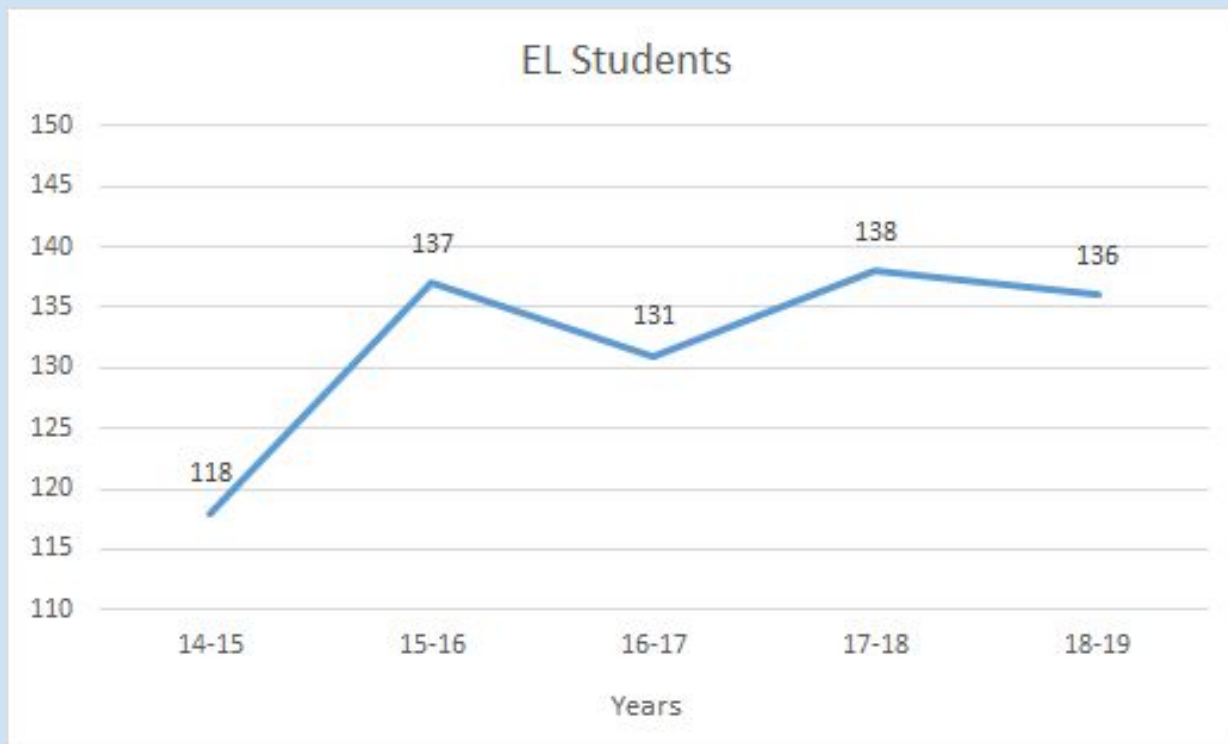


- Part A of Title III is officially known as the English Language Acquisition, Language Enhancement, and Academic Achievement Act. It is specifically targeted to benefit Limited English Proficient (LEP) children and immigrant youth.
- The Act states that LEP students must not only attain English proficiency but simultaneously meet the same academic standards as their English-speaking peers in all content areas.



# 2019-2020 Update

- 4 teachers
- 1 District-wide coordinator



# World's Best Workforce



- Legislation passed In 2013
- It requires school districts to identify:
  - Clearly defined goals and benchmarks for all student groups
  - A process for evaluating students' progress.
- Community will provide input:
  - To the school board to assist with the decision making process
  - On information shared to help make it understandable for the entire community

# World's Best Workforce



- All students ready for Kindergarten.
- All students in third grade achieving grade-level literacy.
- Close the achievement gaps among all groups.
- All students career and college ready by graduation.
- All students graduate.

- **All students ready for Kindergarten**
  - Children are 5 years of age by September 1
  - Children are immunized
  - Children have completed early childhood screening



# All students ready for Kindergarten

## Early Childhood Screening:

75% of the children who have an early childhood screening will be 3 and 4 years old.

- **Goal Met: 75.4%**

### 138 students screened

56 students were age 3

48 students were age 4

33 students were age 5

1 student was age 6

# All students ready for Kindergarten

## Teaching Strategies Gold Assessment:

100% of the students who attend preschool at St. Anthony Community Services and enter Kindergarten in September 2019, will be meeting expectations as measured by the Teaching Strategies Gold Assessment.

### - **Goal Not Met**

- 63 Students were assessed on 35 objectives.
- Students averaged 86% across the objectives.
- Of the 35 objectives, 88.6% of the objectives were met.

- **All students in 3rd grade achieving grade-level literacy**

### **MAP:**

- 50% of the student scoring in the average range on the Fall MAP assessment in 2018 will achieve a 100% or higher PEG score on their Spring MAP assessment.
  - **Goal:** Met. 78.6% of students achieved over 100% or higher PEG score.

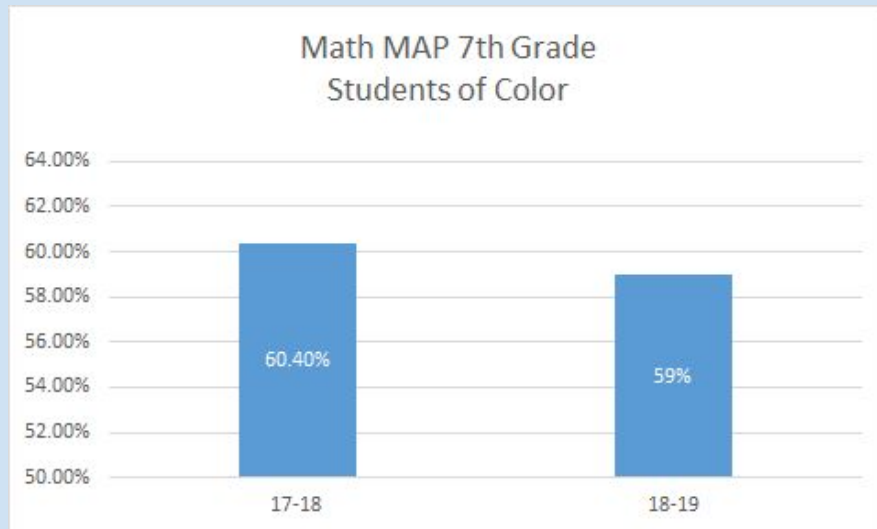
- **Close the achievement gaps among all groups**

## **MAP:**

- **Student Mastery: 7th Grade Students**
- Decrease the gap between students of color and white students as measured by being in the High Range (above 67%) on the Spring 2019 MAP Math Assessment from a 32% gap to a 23% gap.
  - Goal: Not Met. 27.9%
    - 83.5% white students
    - 55.6% students of color

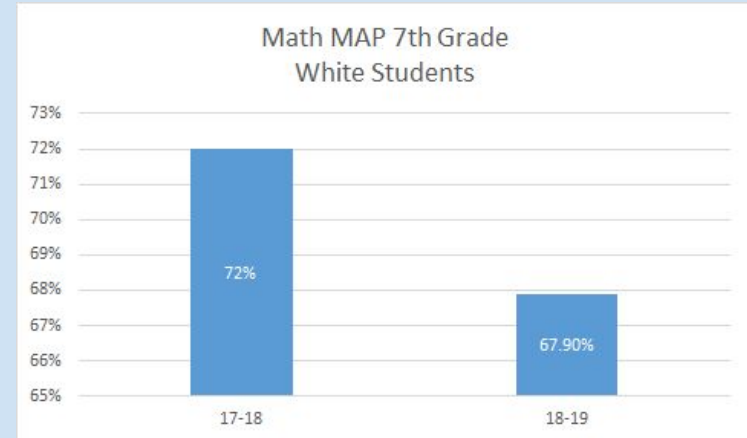


- **Close the achievement gaps among all groups (cont)**
  - 70% of white students will meet their growth between Fall 18 and Spring 19 measured by the MAP Math assessment. Compared to ~~67.4%~~ 60.4% of white students meeting growth between Fall 17 and Spring 18.
    - Corrected '17-18 percent: 60.4%
    - Goal: Not Met 59%



## ■ Close the achievement gaps among all groups (cont)

- 70% of white students in 7th grade will meet their growth between Fall 18 and Spring 19 measured by the MAP Math assessment. Compared to ~~67.4~~67.9% of students of color meeting growth between Fall 17 and Spring 18.
- Corrected '17-18 percent: 72%
- Goal: Not Met. 67.9%

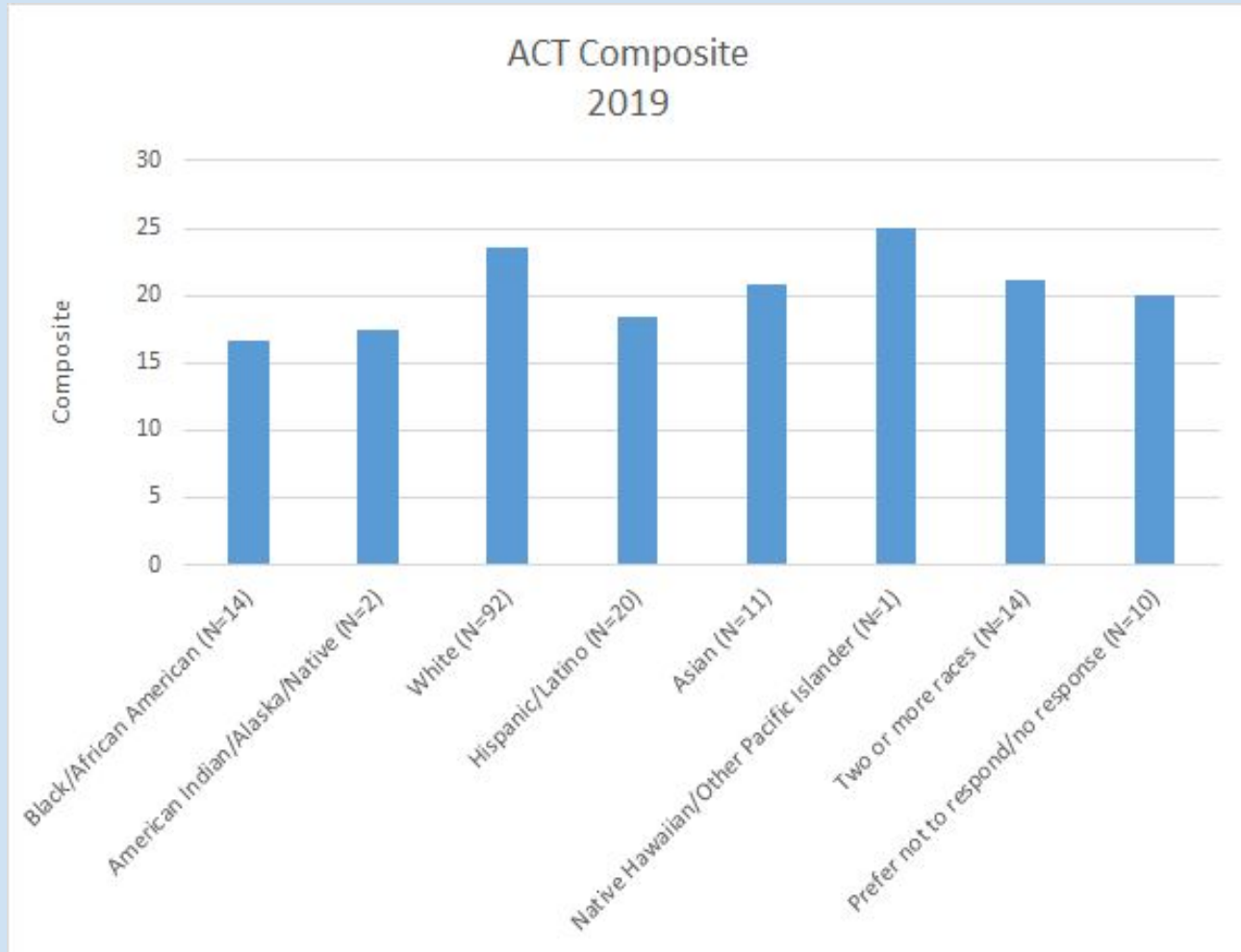


# All students career and college ready by graduation

## ACT:

60% of the SANB Juniors taking the ACT Assessment in the 2018-2019 school year will earn at least a Composite score of 22.

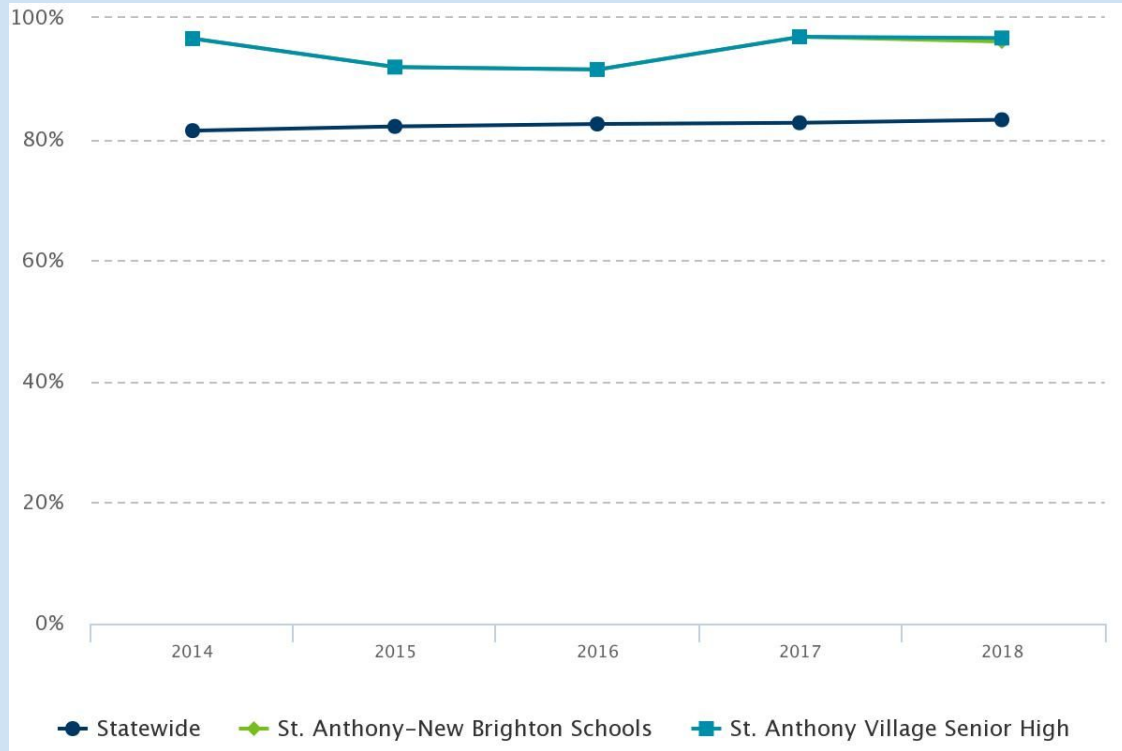
**Goal:** Not Met 52.2% (all students)



# All students graduate

## Graduation: (data is from 2018)

- 97.5% (students of color)
  - Goal not met: 94.6%
- Goal 97.5% (all students)
  - Goal not met: 96.7%



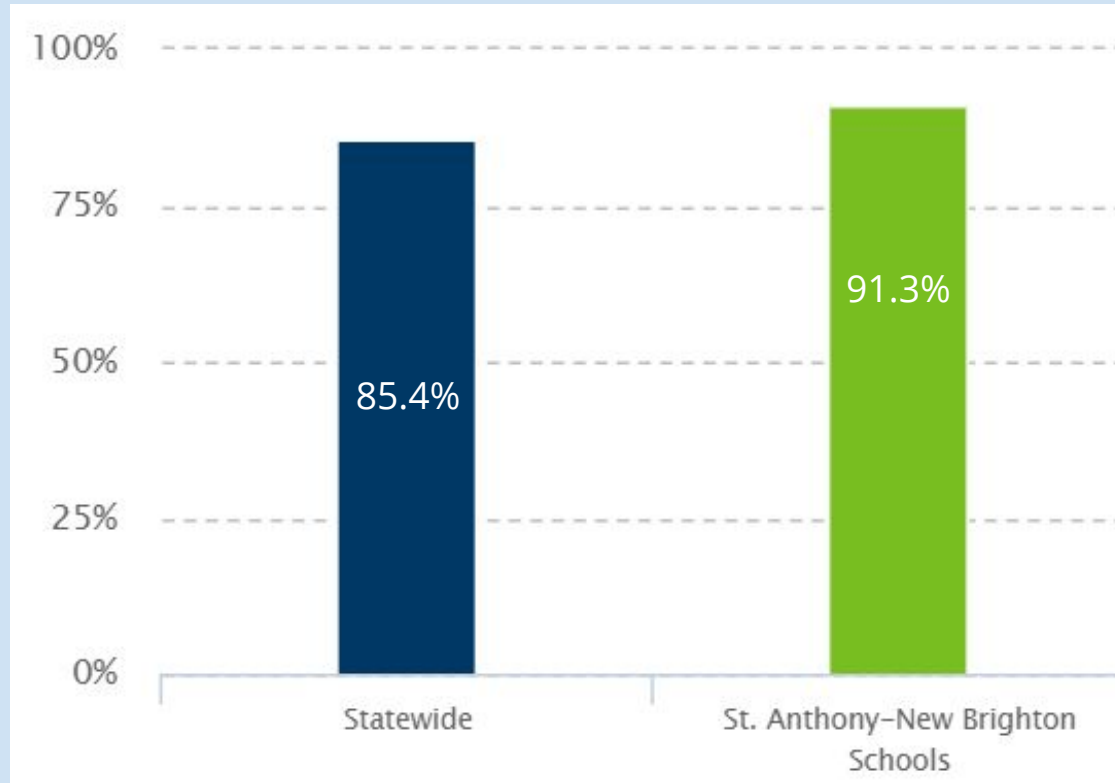
- Based on 4 year graduation rate.

# Northstar Accountability

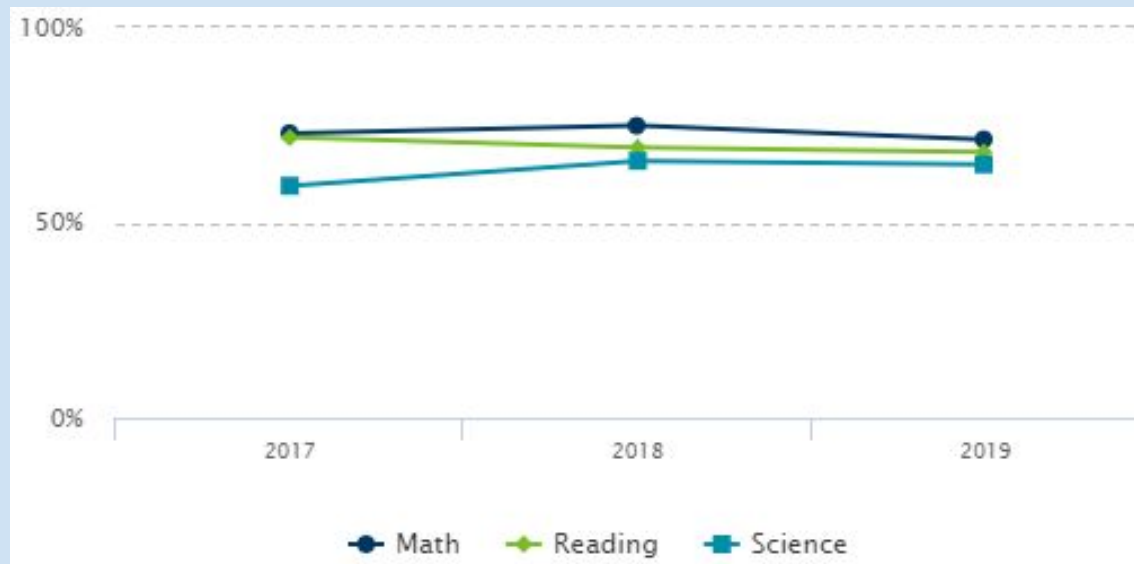


- Minnesota uses the North Star system to identify schools and districts for support.
- The North Star system was designed using extensive feedback from diverse stakeholders across Minnesota to satisfy the requirements of the federal Every Student Succeeds Act (ESSA) and the state's World's Best Workforce law (WBWF).

# The number of students attending school regularly



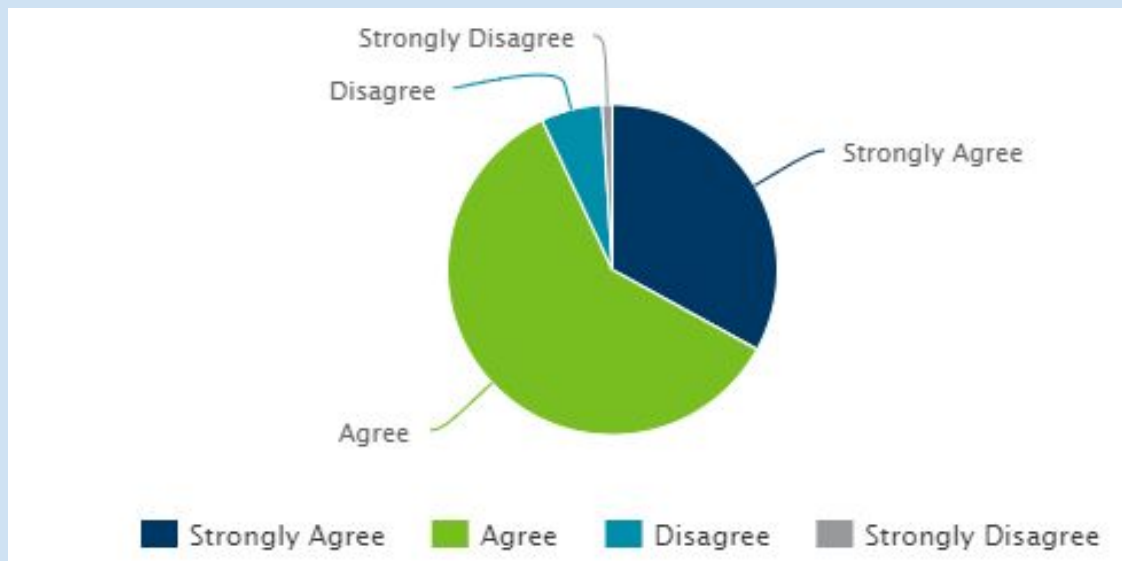
## Students meeting standards in math, reading, and science



Subject	2017	2018	2019
Math	72.9% (659)	74.8% (694)	71.3% (646)
Reading	71.8% (666)	69.2% (646)	68.0% (624)
Science	59.4% (199)	65.8% (291)	64.9% (276)

Source: MDE Report Card

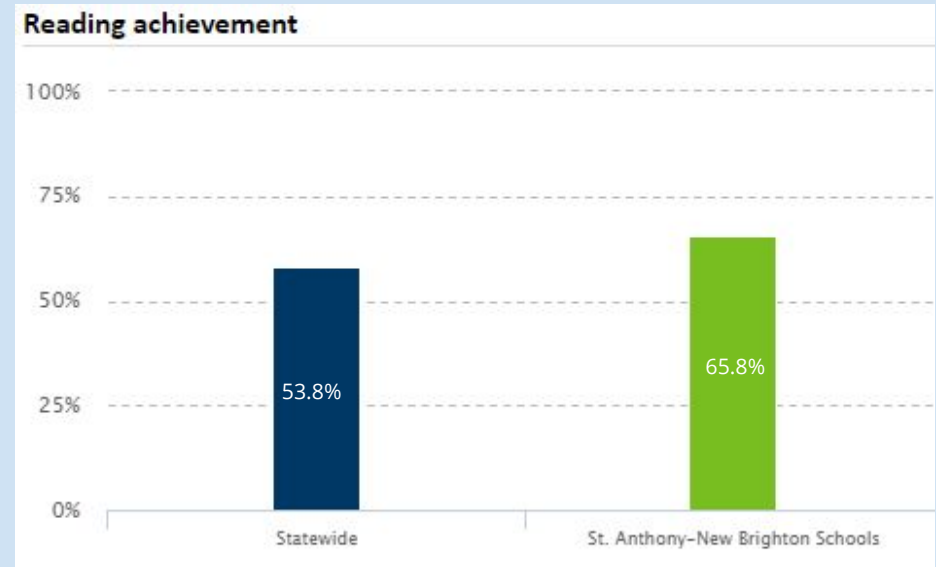
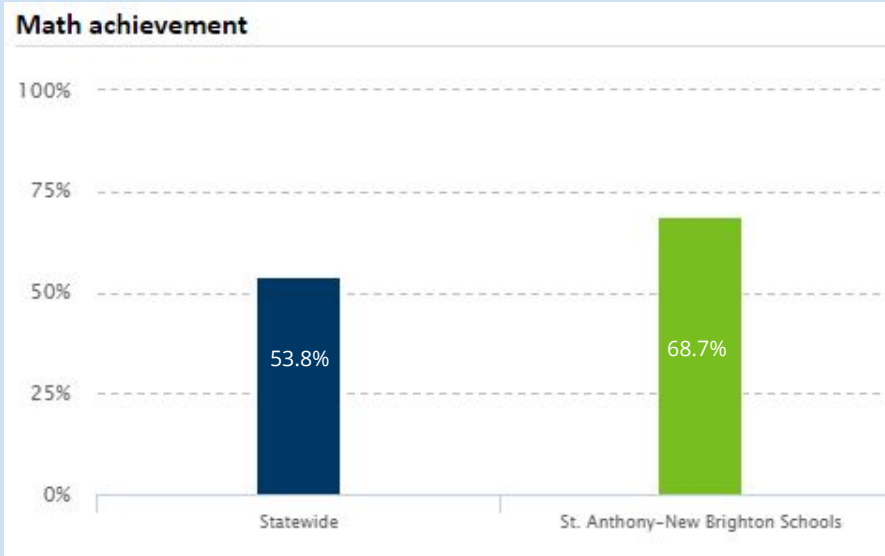
## At my school, teachers care about students



	Strongly agree	Agree	Disagree	Strongly disagree
St. Anthony-New Brighton Schools	33%	60%	6%	1%
	189	343	37	7



# North Star Academic Achievement



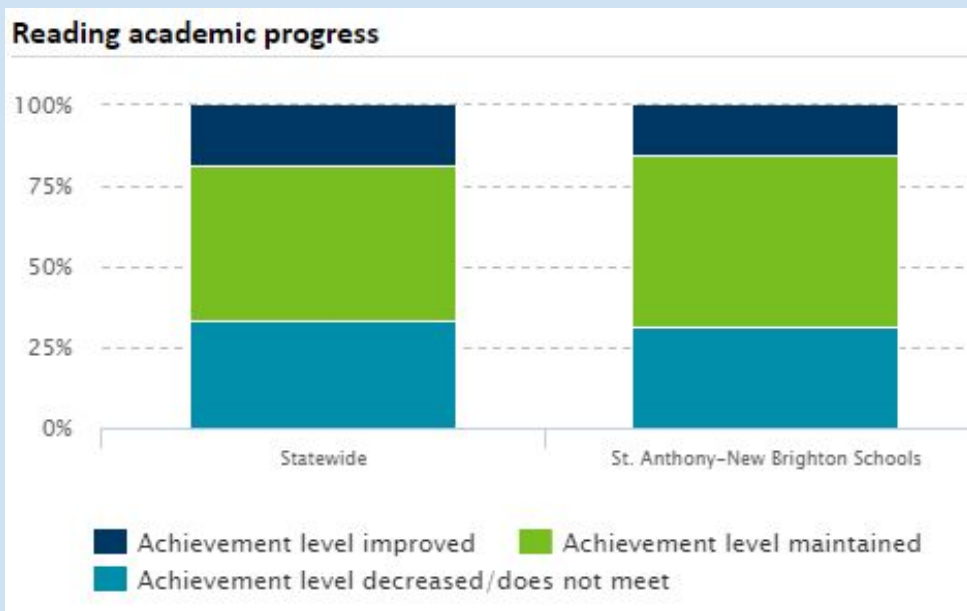
# North Star Academic Progress (Math)

**Math academic progress**



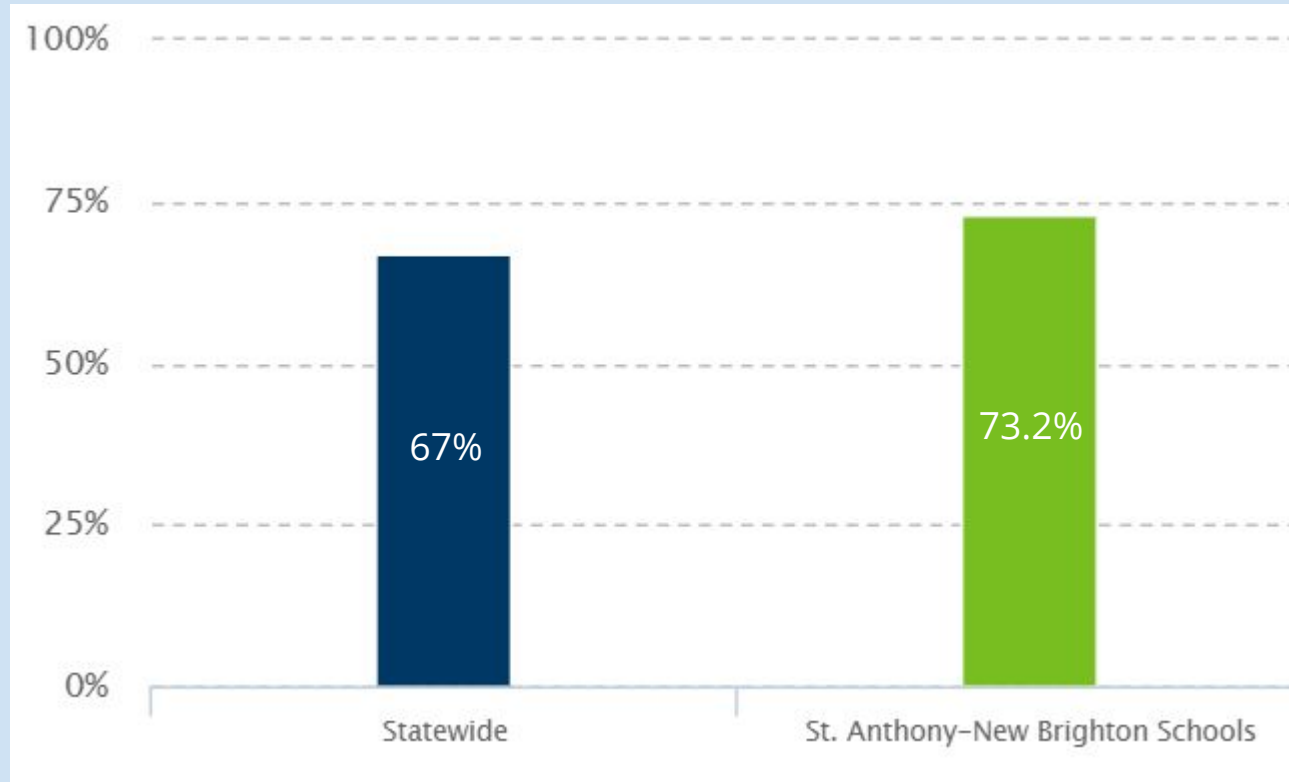
	Statewide	St. Anthony-New Brighton Schools
Achievement level improved	13.3%	14.5%
Achievement level maintained	49.4%	60.0%
Achievement level decreased or stayed "does not meet standards"	37.2%	25.5%
Total count of students	316,037	620

# North Star Academic Progress (Reading)

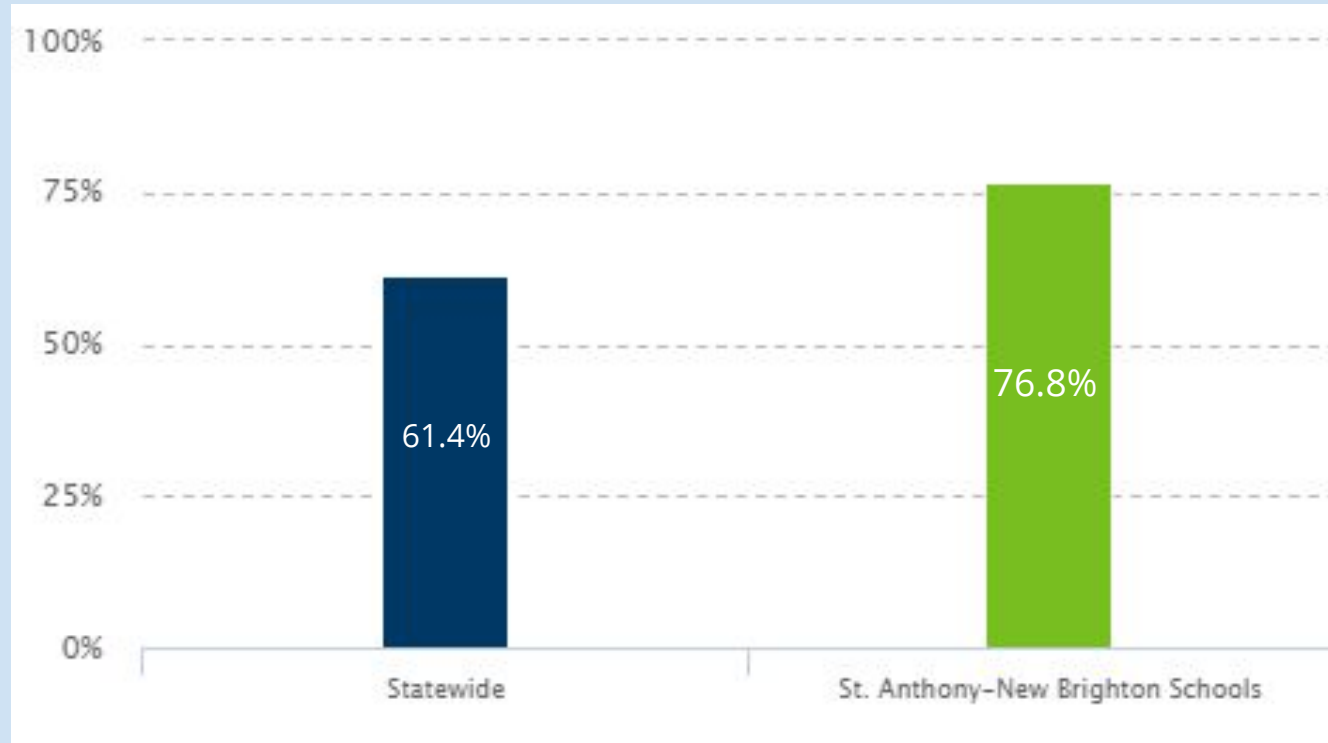


	Statewide	St. Anthony-New Brighton Schools
Achievement level improved	18.9%	15.4%
Achievement level maintained	48.1%	53.5%
Achievement level decreased or stayed "does not meet standards"	33.1%	31.1%
Total count of students	316,670	623

# Progress toward English Language Proficiency



# Average Progress toward English Language Proficiency



# Percent of ELs Meeting Target

