

**ST. ANTHONY-NEW BRIGHTON PUBLIC  
SCHOOLS**

**Independent School District 282**

**2020 PAYABLE 2021  
PROPERTY TAX HEARING**

**For the school year**

**July 1, 2021 – June 30, 2022**

**Presented on December 1, 2020**

**Phan Tu, Director of Finance and Operations**

# REQUIREMENTS OF THE TRUTH IN TAXATION HEARING

- Current Year Budget
  - Distribution of Revenues by Revenue Source
  - Spending by Program Area
- The 2020 Pay 2021 Proposed Property Tax Levy
  - Proposed Change
  - Specific Reasons for Proposed Change
- Public Comment and Questions

Minnesota Statute 275.065

# **SCHOOL DISTRICT BUDGET**

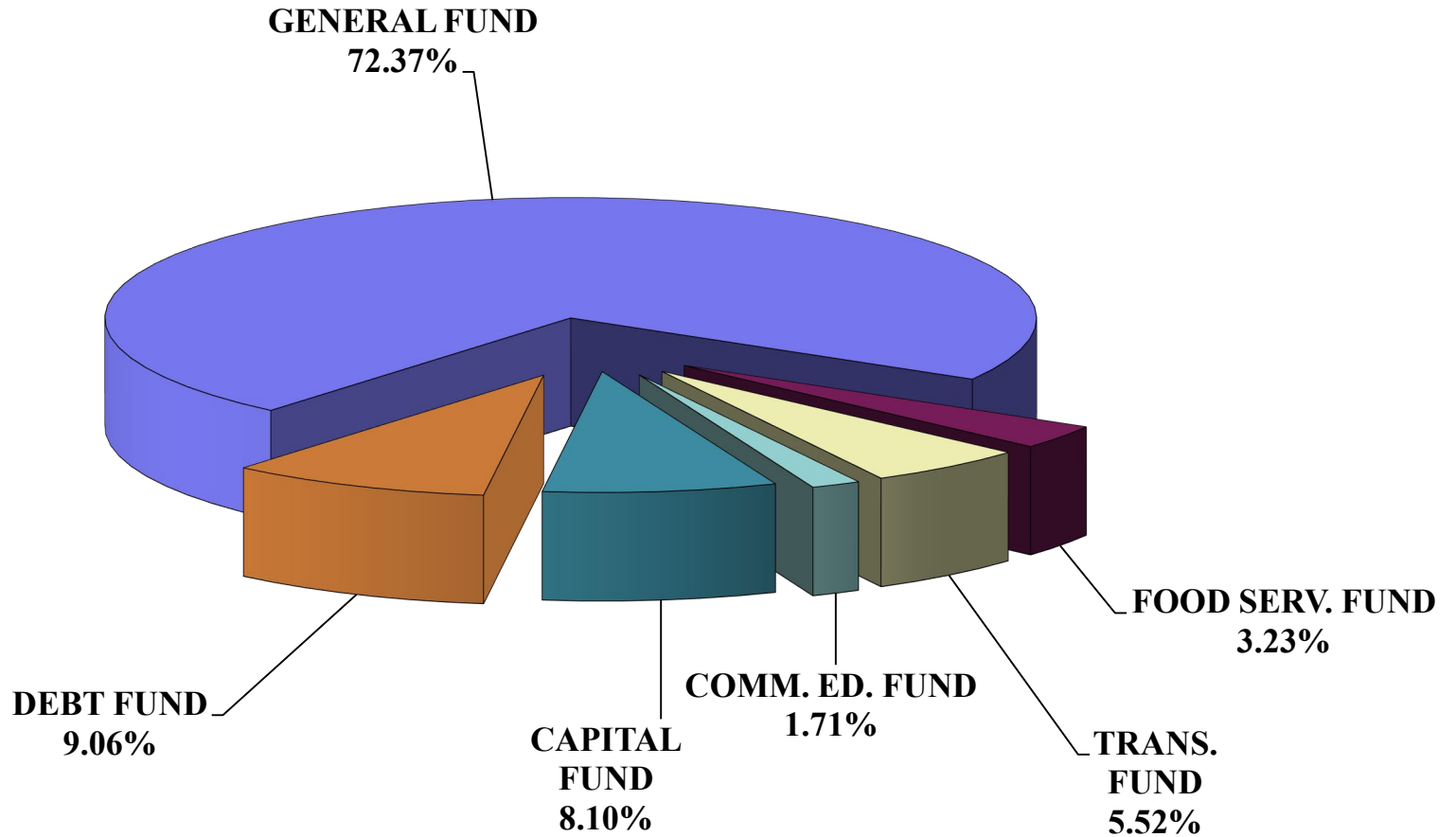
**CURRENT SCHOOL YEAR  
2020-2021**

**ST. ANTHONY - NEW BRIGHTON PUBLIC SCHOOLS**  
**FISCAL YEAR 2020-21**  
**ST. ANTHONY - NEW BRIGHTON PUBLIC SCHOOLS**  
**FISCAL YEAR 2020-21**  
**BOARD ADOPTED BUDGET**

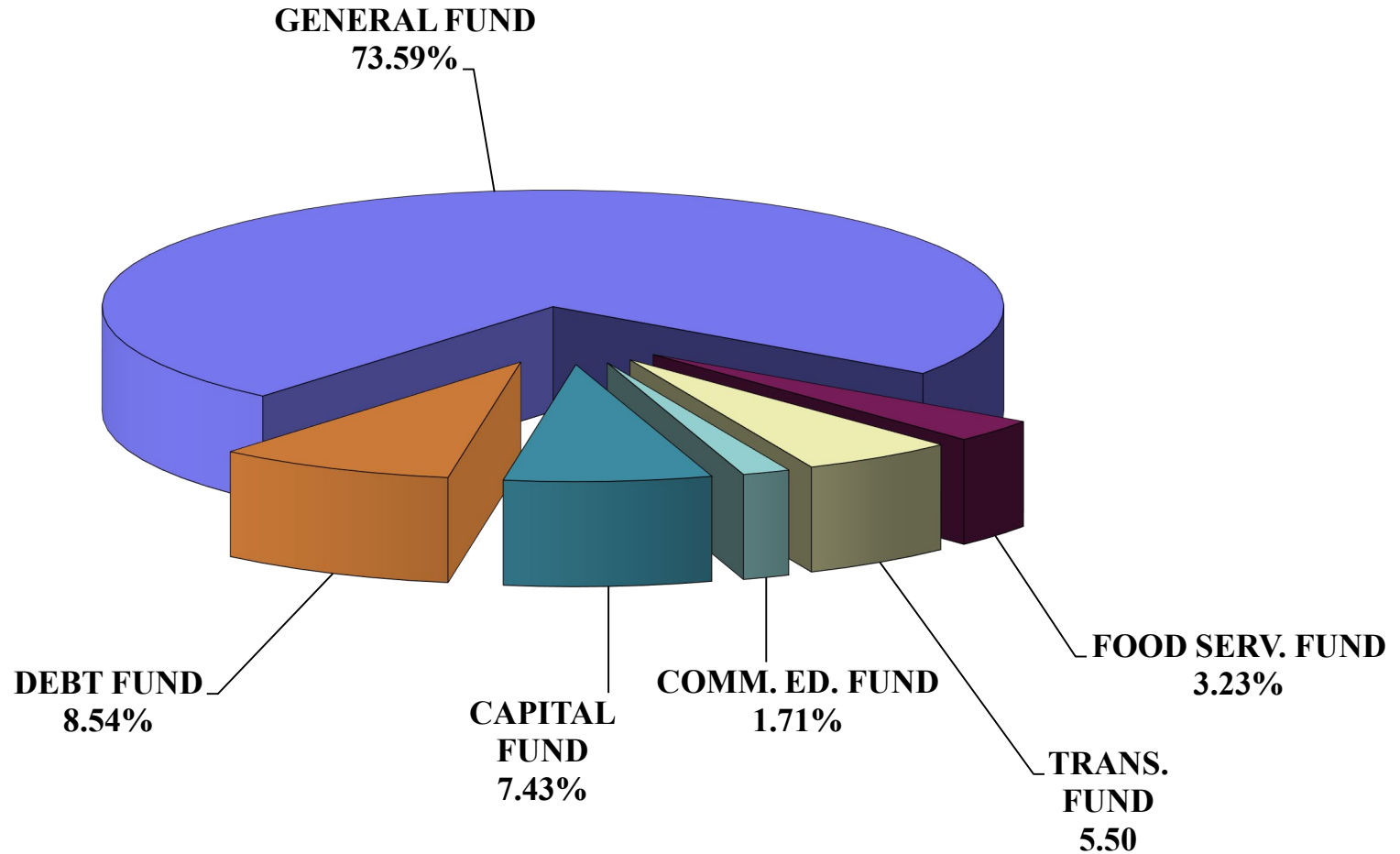
<b>REVENUES</b>							
	<b>GENERAL FUND</b>	<b>FOOD SERV. FUND</b>	<b>TRANS. FUND</b>	<b>COMM. ED. FUND</b>	<b>CAPITAL FUND</b>	<b>DEBT FUND</b>	<b>TOTALS</b>
Levy	\$3,623,951			\$174,862	\$1,861,165	\$2,155,151	\$7,815,129
Misc. Local Rev.	364,185	492,435	20,000	133,497			\$1,010,117
State Aid	15,235,510	58,653	1,484,591	158,694	346,875	313,318	\$17,597,641
Federal Aid	491,000	329,072					\$820,072
<b>TOTALS</b>	<b>\$19,714,646</b>	<b>\$880,160</b>	<b>\$1,504,591</b>	<b>\$467,053</b>	<b>\$2,208,040</b>	<b>\$2,468,469</b>	<b>\$27,242,959</b>

<b>EXPENSES</b>							
	<b>GENERAL FUND</b>	<b>FOOD SERV. FUND</b>	<b>TRANS. FUND</b>	<b>COMM. ED. FUND</b>	<b>CAPITAL FUND</b>	<b>DEBT FUND</b>	<b>TOTALS</b>
Salaries/Benefits	\$17,983,993	\$490,331	\$95,852	\$407,500	\$104,280		\$19,081,956
Purchased							
Services	1,379,417	61,500	1,403,543	25,000	347,532		\$3,216,992
Supplies	685,799	322,799	5,000	34,553	44,401		\$1,092,552
Capital							
Expenditures	1,500	5,500			1,538,095		\$1,545,095
Debt Service						2,336,538	\$2,336,538
Misc.	86,157	2,492					\$88,649
<b>TOTALS</b>	<b>\$20,136,866</b>	<b>\$882,622</b>	<b>\$1,504,395</b>	<b>\$467,053</b>	<b>\$2,034,308</b>	<b>\$2,336,538</b>	<b>\$27,361,782</b>

**ST. ANTHONY - NEW BRIGHTON PUBLIC SCHOOLS**  
**FISCAL YEAR 2020-21**  
**REVENUE BY FUND COMPARISON**



**ST. ANTHONY - NEW BRIGHTON PUBLIC SCHOOLS**  
**FISCAL YEAR 2020-21**  
**EXPENDITURE BY FUND COMPARISON**



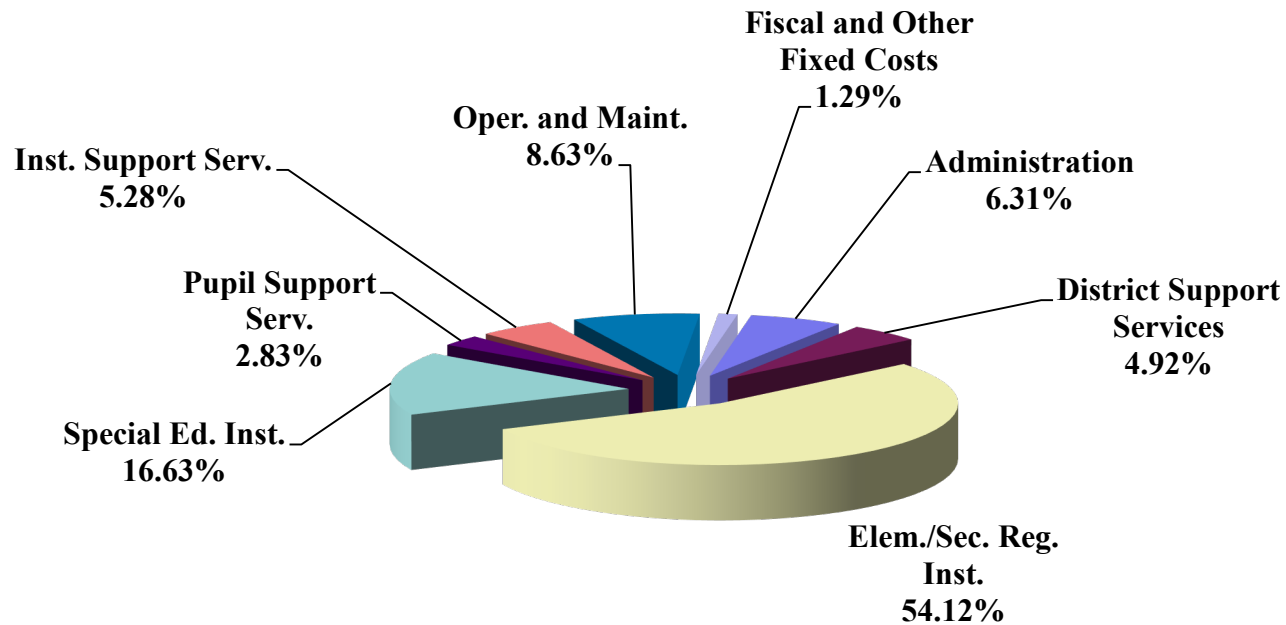
**ST. ANTHONY - NEW BRIGHTON PUBLIC SCHOOLS**  
**ST. ANTHONY - NEW BRIGHTON PUBLIC SCHOOLS**  
**FISCAL YEAR 2020-21**  
**GENERAL FUND PROGRAM EXPENDITURES**

<b>EXPENSES</b>	<b>GENERAL FUND</b>
Administration	\$1,271,090
District Support Services	990,481
Elem./Sec. Reg. Inst.	10,897,680
Special Ed. Inst.	3,347,863
Pupil Support Serv.	568,996
Inst. Support Serv.	1,063,065
Oper. and Maint.	1,737,692
Fiscal and Other Fixed Costs	260,000
<b>TOTAL EXPENDITURES</b>	<b>\$20,136,867</b>

**ST. ANTHONY - NEW BRIGHTON PUBLIC SCHOOLS**

**FISCAL YEAR 2020-21**

**GENERAL FUND PROGRAM EXPENDITURES**





# **2020 PAY 2021 LEVY**

## **INFORMATION**

**ST. ANTHONY - NEW BRIGHTON PUBLIC SCHOOLS**  
**GROSS LEVY COMPARISON**  
**ALL FUNDS**

<div> <div>Total % Increase =</div> <div>0.31%</div> </div>					
	ACTUAL		PROPOSED		DOLLAR
	2019 PAY 2020		2020 PAY 2021		DIFFERENCE
GENERAL FUND	\$	5,452,134	\$	5,778,001	\$ 325,868
COMMUNITY EDUCATION		182,551		170,528	(12,023)
DEBT SERVICE		2,155,151		1,865,728	(289,423)
TOTAL PROPOSED TAX LEVY	\$	7,789,836	\$	7,814,257	\$ 24,421

**ST. ANTHONY - NEW BRIGHTON PUBLIC SCHOOLS**  
**GENERAL FUND**  
**GROSS LEVY COMPARISON**

Total % Increase 5.98%
------------------------

	ACTUAL 2019 PAY 2020	PROPOSED 2020 PAY 2021	DOLLAR DIFFERENCE
Referendum	\$1,715,550	\$1,797,668	\$82,118
Equity	\$241,088	\$230,698	(\$10,390)
Local Optional	\$1,344,699	\$1,345,612	\$913
Transition	\$6,129	\$5,783	(\$346)
Capital Project Referendum	\$753,017	\$807,509	\$54,492
Operating Capital	\$124,878	\$133,399	\$8,521
Q-Comp	\$173,949	\$179,014	\$5,065
Achievement & Integration	\$82,536	\$87,439	\$4,903
Re-Employment	\$2,000	\$40,000	\$38,000
Safe Schools	\$72,086	\$71,907	(\$179)
Safe Schools Intermediate	\$30,036	\$29,961	(\$75)
Career Technical	\$31,529	\$23,002	(\$8,527)
Long Term Facilities			
Maintenance	\$762,950	\$746,415	(\$16,535)
Lease Levy	\$127,230	\$349,736	\$222,506
Lease Levy - Intermediate	\$96,107	\$95,503	(\$604)
Abatement	\$63,971	\$18,104	(\$45,867)
Levy Adjustment	(\$175,621)	(\$183,748)	(\$8,127)
<b>TOTAL GROSS LEVY</b>	<b>\$5,452,134</b>	<b>\$5,778,001</b>	<b>\$325,867</b>

**ST. ANTHONY - NEW BRIGHTON PUBLIC SCHOOLS**  
**ST. ANTHONY - NEW BRIGHTON PUBLIC SCHOOLS**  
**COMMUNITY EDUCATION**  
**GROSS LEVY COMPARISON**

<b>Total % Increase = -6.59%</b>
----------------------------------

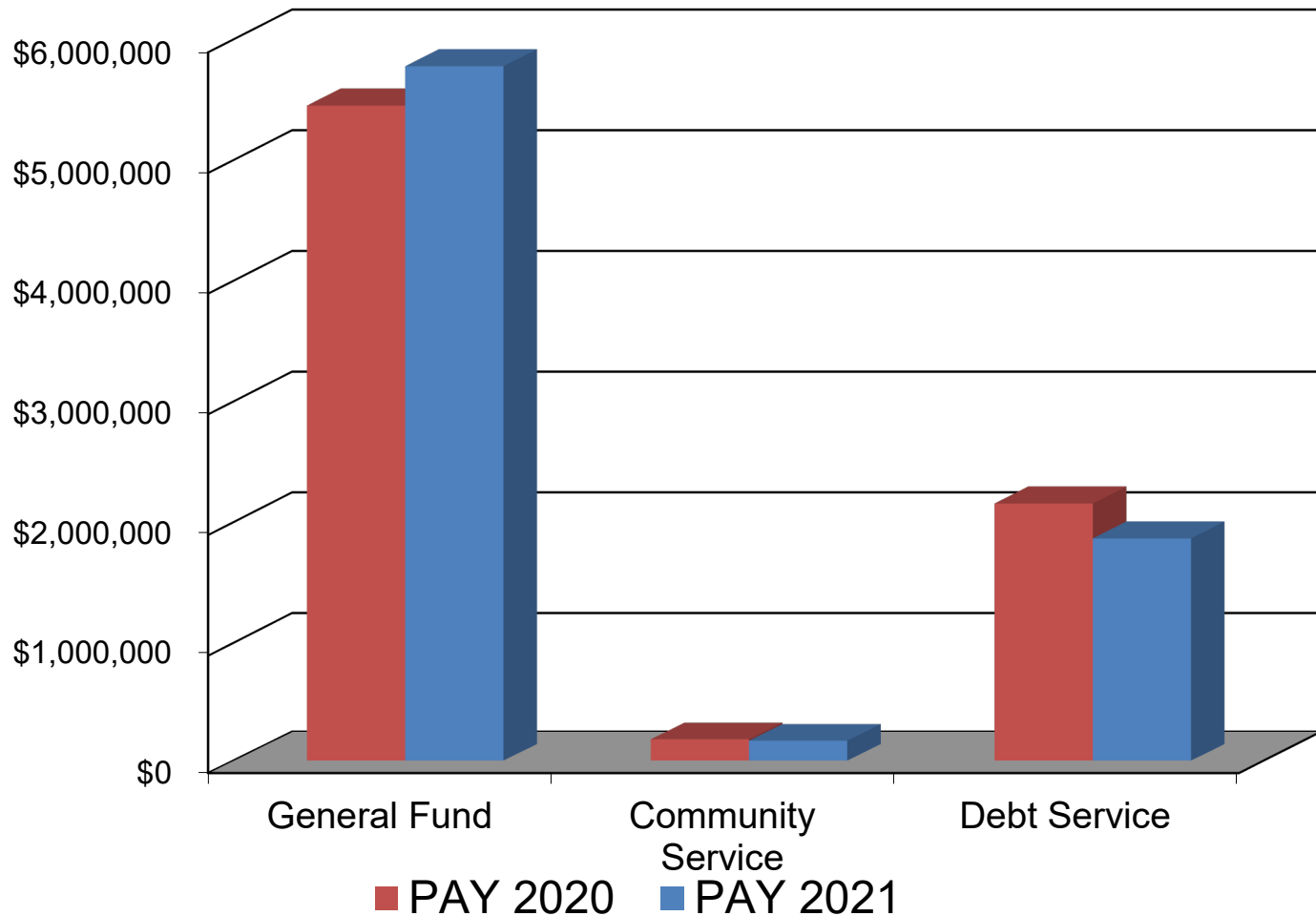
	ACTUAL 2019 PAY 2020	PROPOSED 2020 PAY 2021	DOLLAR DIFFERENCE
<b>Basis Community Ed. Levy</b>	\$81,426.42	\$81,426.42	\$0.00
<b>Early Childhood Levy</b>	35,261.99	35,437.00	175.01
<b>Home Visit Levy</b>	638.23	719.00	80.77
<b>School Age Care</b>	63,087.45	52,500.00	(10,587.45)
<b>Abatement/Other Adj</b>	2,136.47	446.00	(1,690.47)
<b>TOTAL GROSS LEVY</b>	\$182,550.56	\$170,528.42	(\$12,022.14)

**ST. ANTHONY - NEW BRIGHTON PUBLIC SCHOOLS  
DEBT SERVICE  
GROSS LEVY COMPARISON**

<b>Total % Increase =</b>		<b>-13.43%</b>
---------------------------	--	----------------

	<b>ACTUAL 2019 PAY 2020</b>	<b>PROPOSED 2020 PAY 2021</b>	<b>DOLLAR DIFFERENCE</b>
<b>Debt Service</b>	<b>\$1,502,709</b>	<b>\$1,246,365</b>	<b>(\$256,344)</b>
<b>Long Term Facilities Debt Service</b>	<b>\$631,041</b>	<b>\$604,767</b>	<b>(\$26,274)</b>
<b>Abatement</b>	<b>\$21,401</b>	<b>\$14,596</b>	<b>(\$6,805)</b>
<b>TOTAL GROSS LEVY</b>	<b>\$2,155,151</b>	<b>\$1,865,728</b>	<b>(\$289,423)</b>

**ST. ANTHONY - NEW BRIGHTON PUBLIC SCHOOLS  
PAY 2020 VERSUS PAY 2021 SCHOOL LEVY COMPARISON**



# **WHAT ARE THE MAIN VARIABLES THAT MAY CAUSE PROPERTY TAX INCREASES AND DECREASES?**

- 1. Changes in market values**
- 2. Changes in class rates/history**
- 3. Voter approved referendums**
- 4. State Adjustments**

## ST. ANTHONY - NEW BRIGHTON PUBLIC SCHOOLS

### Referendum Market Value History - 15 Years

<u>Assessment Year</u>	<u>Referendum Market Value</u>	<u>Percentage Change</u>	<u>Average Percentage Change since 2006</u>
2006	977,702,150	13.31%	13.31%
2007	1,038,976,250	6.27%	9.79%
2008	1,002,982,500	-3.46%	5.37%
2009	951,773,700	-5.11%	2.75%
2010	896,829,100	-5.77%	1.05%
2011	871,528,030	-2.82%	0.40%
2012	825,487,150	-5.28%	-0.41%
2013	818,080,100	-0.90%	-0.47%
2014	866,534,850	5.92%	0.24%
2015	967,451,278	11.65%	1.38%
2016	1,021,079,100	5.54%	1.76%
2017	1,075,718,800	5.35%	2.06%
2018	1,152,947,000	7.18%	2.45%
2019	1,235,545,600	7.16%	2.79%
Estimated 2020	1,326,348,200	7.35%	3.09%



## ISD 282 – St. Anthony-New Brighton

Property Type – Homestead Residential

Spread Levy from \$7.789M to \$7.814M with No Change in Assessed Valuation

Type of Property	Estimated Market Value - Taxes Payable 2020	Estimated Market Value - Preliminary Taxes Payable 2021	Actual Pay 2020 School Portion of Taxes	Proposed Pay 2021 School Portion of Taxes	Estimated Tax Increase / (Decrease) - Pay 2020 vs Pay 2021	Estimated Percent Change
Residential Homestead	150,000	150,000	779.95	727.23	(52.72)	-6.76%
	175,000	175,000	930.74	867.69	(63.05)	-6.77%
	200,000	200,000	1,081.87	1,008.47	(73.40)	-6.78%
	225,000	225,000	1,232.66	1,148.93	(83.73)	-6.79%
	250,000	250,000	1,383.79	1,289.71	(94.08)	-6.80%
	300,000	300,000	1,685.71	1,570.94	(114.76)	-6.81%
	350,000	350,000	1,987.63	1,852.18	(135.44)	-6.81%
	400,000	400,000	2,289.55	2,133.42	(156.12)	-6.82%
	450,000	450,000	2,580.31	2,404.33	(175.98)	-6.82%
	500,000	500,000	2,867.01	2,671.48	(195.53)	-6.82%

*\*Information taken from Robert W. Baird & Co*

## ISD 282 – St. Anthony-New Brighton

Property Type – Homestead Residential

Spread Levy from \$7.789M to \$7.814M with Change in Assessed Valuation

Payable 2020 – 7.16% increase

Payable 2021 – 7.35% increase

Type of Property	Estimated Market Value - Taxes Payable 2020	Estimated Market Value - Preliminary Taxes Payable 2021	Actual Pay 2020 School Portion of Taxes	Proposed Pay 2021 School Portion of Taxes	Estimated Tax Increase / (Decrease) - Pay 2020 vs Pay 2021	Estimated Percent Change
Residential Homestead	160,740	172,554	844.44	854.14	9.70	1.15%
	187,530	201,313	1,006.20	1,015.76	9.55	0.95%
	214,320	230,073	1,167.97	1,177.68	9.71	0.83%
	241,110	258,832	1,330.07	1,339.30	9.23	0.69%
	267,900	287,591	1,491.84	1,500.91	9.08	0.61%
	321,480	345,109	1,815.37	1,824.46	9.09	0.50%
	375,060	402,627	2,138.90	2,148.00	9.10	0.43%
	428,640	460,145	2,457.69	2,458.39	0.70	0.03%
	482,220	517,663	2,764.99	2,779.74	14.76	0.53%
	535,800	575,181	3,102.72	3,132.10	29.37	0.95%

*\*Information taken from Robert W. Baird & Co*

# Sample – 2020 Proposed Property Tax Statement



**Hennepin County**  
A-600 Government Center  
300 S. Sixth Street  
Minneapolis, MN 55487-0060  
612-348-3011    [www.hennepin.us](http://www.hennepin.us)

Property ID NO: \_\_\_\_\_

**Property taxes statement schedule**

**Step 1 Value & classification**

TAX YEAR PAYABLE	2020	2021
CLASS:	HOMESTEAD	HOMESTEAD
Estimate Market Value:	\$303,000.00	\$318,000.00
Homestead Exclusion:	\$9,970.00	\$8,620.00
Other Exclusion/Deferral:		
Taxable Market Value:	\$293,030.00	\$309,380.00

**Step 2 Proposed levies & taxes**

2020 TAX	\$5,182.89
2021 PROPOSED	\$5,177.27
Percent change	-.1%

**Now is the time to provide feedback on proposed levies.**  
It is too late to appeal your value or classification without going to Tax Court.

**Step 3 Property tax statement**  
Coming March 2021, due May 17, 2021 and October 15, 2021

**THIS IS NOT A BILL - DO NOT PAY**

Addresses for correspondence	Actual 2020	Proposed 2021	Meeting date & location
Hennepin County A2400 Government Center Minneapolis MN 55487 612-348-3011	\$1,244.42	\$1,218.94	Dec 1, 2020 6:00 PM Meetings may be held virtually For current meeting details visit Hennepin.us/TNT
City of ST. ANTHONY St Anthony City Hall 3301 Silver Lake Road St Anthony MN 55418 612-762-3301	\$1,944.52	\$1,979.13	Dec 8, 2020 7:00 PM Meetings may be held virtually For current meeting details visit Hennepin.us/TNT
STATE GENERAL TAX			No meeting required
School District 282			Dec 1, 2020 6:00 PM Meetings may be held virtually For current meeting details visit Hennepin.us/TNT
Voter Approved Levy:	\$873.23	\$834.25	
Other Local Levies:	\$830.46	\$854.66	
School District Total:	\$1,703.69	\$1,688.91	
ISD 282 3303 33rd Ave NE St. Anthony MN 55418 612-706-1900			
Metropolitan Council 390 Robert Street North St Paul MN 55101-1805 651-602-1738	\$72.10	\$69.89	Dec 9, 2020 6:00 PM Meetings may be held virtually For current meeting details visit Hennepin.us/TNT
Other Special Taxing Dist:	\$218.16	\$220.40	No meeting required
Fiscal Disparity Tax:			No meeting required
Tax Increment Tax:			No meeting required
<b>TAX EXCLUDING SPECIAL ASSESSMENTS</b>	<b>\$5,182.89</b>	<b>\$5,177.27</b>	

Check out the convenient [payment options](#) available to pay NEXT YEAR's property taxes at <http://www.hennepin.us/PropertyTaxPayments> or call 612 348-3011

[Click for detailed information on this property](#)

Learn about property taxes: <https://www.hennepin.us/propertytaxes>

[Click here for meeting information](#)

**THIS IS NOT A BILL - DO NOT PAY**

## 2020 Pay 2021 Levy Overview

**Whereas,** Pursuant to Minnesota Statutes the School Board of Independent School District No. 282 – St. Anthony-New Brighton, Minnesota, is authorized to make the following proposed tax levies for general purposes:

General Fund	\$5,778,001.36
Community Services	\$ 170,527.80
Debt Service	\$1,865,728.08
Total Proposed Tax Levy	\$7,814,257.24

**Now Therefore,** Be it resolved by the School Board of Independent School District No. 282 – St. Anthony-New Brighton, Minnesota, that the levy to be levied in 2020 to be collected in 2021 is set at \$7,814,257.24. The clerk of the ISD 282 School Board is authorized to certify the proposed levy to the County Auditors of Ramsey County and Hennepin County, Minnesota.